




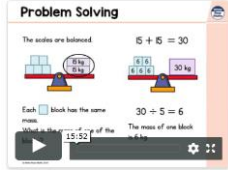


	Monday	Tuesday	Wednesday	Thursday	Friday
<p><b>English</b></p> <p>Teachers will be tweeting to support the activities so keep an eye on our Twitter feed on the website or follow us on Twitter - @ListerInfants</p>	<p><b>News</b></p> <p>Read my news on the parent support page.</p> <p>Can you recount your weekend news?</p> <p>Remember to use ...</p> <ul style="list-style-type: none"> <li>First, Next, Then, After that and Finally.</li> <li>Add detail eg <b>adjectives</b></li> <li>Extend simple sentences using 'and'</li> </ul> <p>e.g I made some <b>delicious</b> biscuits <b>and</b> we ate them all!</p> <ul style="list-style-type: none"> <li><b>Challenge!</b> Can you use the suffix er/est</li> </ul>	<p><b>Phonics Play</b></p> <p><a href="https://new.phonicsplay.co.uk/resources/phase/2/buried-treasure">https://new.phonicsplay.co.uk/resources/phase/2/buried-treasure</a></p> <p>Use the link above to practise reading split diagraphs. (a_e, i_e, e_e, u_e) <b>phase 5</b>. There are lots of different games to play. Please revise all phase 4 tricky words.</p> <p>Practice phonics every day!</p> 	 <p><b>We hope you enjoyed the story!</b></p> <p>Can you recall the animals from the story and the animal order?</p> <p>Can you remember which fruit they took?</p> <p>How did the author describe the fruit? Why not play 'match the animal' on the worksheet (this can be found on the parent support page). Don't worry about printing it off, this can be played as a talking partners game.</p> <p><b>Challenge:</b> Draw two animals from the story - the tallest and the smallest. Write a descriptive sentence under your pictures using suffix (er/est) words to describe.</p>	<p><b>Adding suffix er / est to adjectives</b></p> <p>See the power point in the parents support section.</p> <p>Can you describe the fruit using words with er/est?</p>	<p><b>Spelling</b></p> <p>Can you look at the spelling list on the parent support page and put each word into a sentence?</p> <p>Below is a helpful way to remember which one?</p> <p>their there</p> <p>When you read a spelling word, it is useful to put it into a sentence so you child will know which spelling pattern to use.</p>
<p><b>Maths</b></p> <p>The daily Maths challenges can be found using the following link: <a href="https://whiterosemaths.com/homelearning/year-1/">https://whiterosemaths.com/homelearning/year-1/</a></p> <p>Each lesson contains a video, an activity sheet to complete and the answers.</p>	<p>Summer Term – Week 2 (w/c 27th April)</p> <p>Lesson 1 – Find a half</p> 	<p>Lesson 2 – find a quarter</p> 	<p>Lesson 3 – find a quarter cont..</p> 	<p>Lesson 4 –problem solving</p> 	<p>Lesson 5 – making half.</p> <p>Can you make quarters today? Here are a few ideas..</p> <p>Cut your toast in quarter or maybe you could even make some playdough (<a href="https://www.bbcgoodfood.com/howto/guide/playdough-recipe">https://www.bbcgoodfood.com/howto/guide/playdough-recipe</a>) and find half and quarters of shapes or even roll out lots of small pieces exploring <math>\frac{1}{2}</math> and <math>\frac{1}{4}</math>.</p> <p>Another fun link <a href="https://www.bbc.co.uk/bitesize/topics/z3rbg82/articles/zq2yfrd">https://www.bbc.co.uk/bitesize/topics/z3rbg82/articles/zq2yfrd</a></p>

Please remember to make use of the online resources below.

Children's logins can be located on their reading folder. The children have the same logins for all online resources.



<https://www.purplemash.com/sch/listerinf>

This supports the whole curriculum

<https://www.activelearnprimary.co.uk>

This supports children's reading

<https://trockstars.com/>

This supports children's times tables.

Further details of our curriculum can be found on the school website <https://listerinfants.org.uk/curriculum/>