



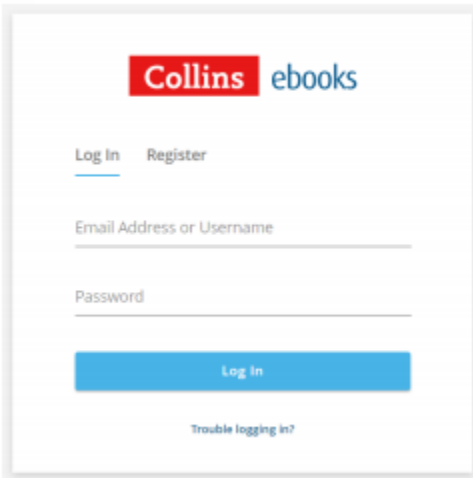
Respect for all. Learners for life.

How to log in and use Collins Big Cat Library



Access

To access your child's Big Cat ebooks, go to: <https://ebooks.collinsopenpage.com/> (see below). Enter the username and password provided by school to access your library. If you misplace your password, contact school.

A screenshot of the Collins ebooks login page. At the top, the logo consists of the word "Collins" in white on a red rectangular background, followed by the word "ebooks" in blue. Below the logo, there are two links: "Log In" (underlined) and "Register". Underneath these links are two input fields: "Email Address or Username" and "Password". A blue "Log In" button is positioned below the password field. At the bottom of the form, there is a link that says "Trouble logging in?".

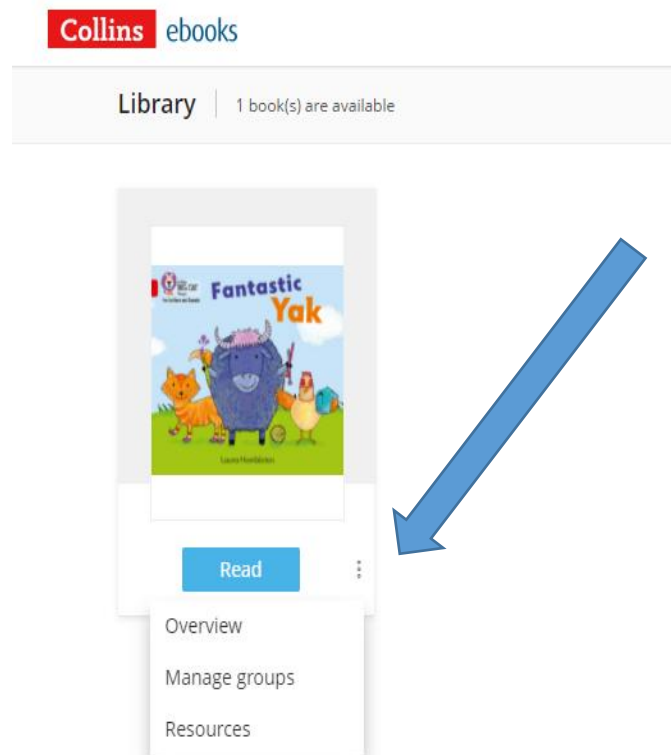
Collins Big Cat App

The Collins eBooks app is available for both iOS and Android, from the App Store and Google Play respectively. The app is free to download, and you can log in using the same details. When using the app, you can download books to your device, after which you can then access them without needing to be connected to the internet.



Once logged in, you will land on the library. Here you will see any books that have been assigned to your child by their teacher.

You can access a resource sheet for each book by clicking the three dots, then “Resources”, as shown below.

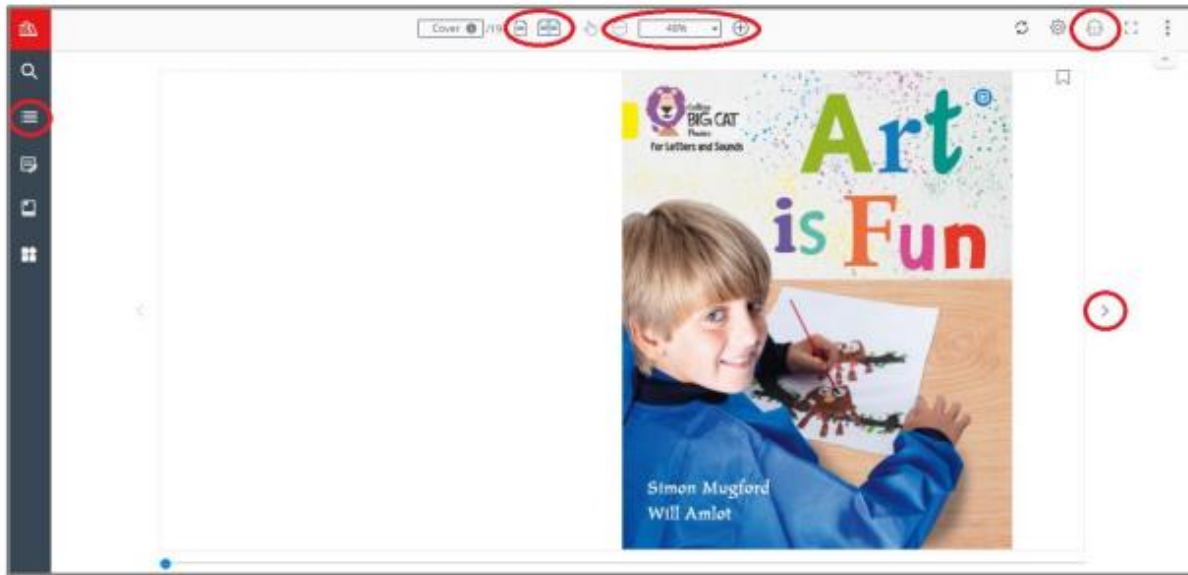


The reader

To open one of the books, select either the cover or the “Read” button.



You will see this screen.



Key Elements

Some key elements of the reader are highlighted in the above image:

- Use the arrows either side of the page to leaf through the book.
- Use the single and double page icons to switch between those two views. Many of the Big Cat books are best experienced using the double page view.
- Use the zoom function as required. The “Fit to width” option helps you to make best use of your screen
- For longer books, you can use the Table of Contents in the left hand menu to navigate.
- Don’t worry about remembering where you left off. When you next open the book, you will start from where you left off.

Audio

Where audio is available, the audio icon will appear in the top right corner. Click this to launch the audio toolbar (shown below).



The words will be highlighted as the audio plays. You can pause the audio at any time, and adjust the volume. The finger icon in the toolbar allows you to point at any word, and the audio will begin playing from there. To dismiss the audio toolbar, simply click the cross icon.