





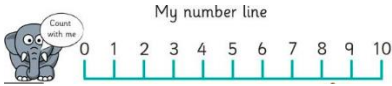






	Monday	Tuesday	Wednesday	Thursday	Friday
<p><b>Literacy</b></p> <p>Teachers will be tweeting to support the activities so keep an eye on our Twitter feed on the website or follow us on Twitter - @ListerInfants.</p> <p><b>Mark of the Week</b> Pre Writing Skills Encourage your child to practise the marks in fun and messy ways! The sheet can be found on the parent support page with ideas.</p>	<p><b>Speaking and Listening</b></p> <p>Play Telephones. Click on the link below to find out how to make a string telephone. Then have fun chatting on your phone.</p>  <p><a href="https://www.kidspot.com.au/things-to-do/activity-articles/make-a-string-telephone/news-story/80d7b66c55783e74731894c1989ba5ad">https://www.kidspot.com.au/things-to-do/activity-articles/make-a-string-telephone/news-story/80d7b66c55783e74731894c1989ba5ad</a></p>	<p><b>Writing</b></p> <p>Keep practising your name writing and recognising the letters that make your name. Work hard on your letter formation and holding your pencil correctly.</p>  <p>To help develop fine motor skills trace over your name using q-tips and paint.</p>	<p><b>Dramatic Play</b></p>  <p>Bring your favourite stories and nursery rhymes to life by acting them out. Pretend to be a character from your story or rhyme. What will your character say and do?</p>	<p><b>Story Time</b></p>  <p>Click the link below to hear or listen to the story about the Ugly Duckling. You can meet his friends and play his games too.</p> <p><a href="https://www.booktrust.org.uk/books-and-reading/have-some-fun/storybooks-and-games/ugly-duckling-and-friends/">https://www.booktrust.org.uk/books-and-reading/have-some-fun/storybooks-and-games/ugly-duckling-and-friends/</a></p> <p>Also, during the Summer Break see if you can be a Share a Story Reading Star. You will need an adult to help you to complete some of the tasks. The sheet can be found on the Parent Support page.</p>	<p><b>Nursery Rhymes</b></p> <p><b>There Was an Old Lady Who Swallowed a Fly</b></p> <p><b>Row, Row, Row Your Boat</b></p> <p>Sing, dance and learn the words to these Nursery Rhymes with your family.</p> <p>The sheet can be found on the parent support page.</p>  

Maths	Number	Positional Language	Pattern	Maths through Story	Number Formation
<p>Teachers will be tweeting to support the activities so keep an eye on our Twitter feed on the website or follow us on Twitter - @ListerInfants</p>	<p>Have numbers 1-5 or 1-10 written on pieces of paper and placed in order. Can you close your eyes and ask an adult to take a number away. Which number is missing? How do you know?</p>  <p>My number line</p>	<p>Practise using positional language playing the game below.</p> <p>Can you follow instructions by putting your teddy bear on/under/in front of/behind the chair?</p> 	<p>Open the page and talk about the repeating patterns you can see.</p> <p>E.g. red bear/yellow bear/red bear/yellow bear.</p> <p>What would be added next to each pattern to continue it?</p> <p><b>Challenge-</b> can you create your own colour repeated pattern? Maybe you could use crayons to draw coloured spots.</p>  <p>The activity can be found on the parent support page</p>	<p>Click the link below to listen to this lovely number story.</p> <p><a href="https://www.youtube.com/watch?v=9SY9Yss2whs">https://www.youtube.com/watch?v=9SY9Yss2whs</a></p> 	<p><b>Number 8, 9 and 10</b></p> <p>Practise writing the numbers below saying the rhyme as you write them.</p>  <p>The remaining flashcards can be found on the parent support page</p>

Further details of our curriculum can be found on the school website <https://listerinfants.org.uk/curriculum/>