






	Monday	Tuesday	Wednesday	Thursday	Friday
<p>Literacy</p> <p>Teachers will be tweeting to support the activities so keep an eye on our Twitter feed on the website or follow us on Twitter - @ListerInfants.</p> <p>Mark of the Week Pre Writing Skills</p> <p>Encourage your child to practise the marks in fun and messy ways! The sheet can be found on the parent support page with ideas.</p>	<p>Speaking and Listening</p>  <p>Can you match the instrumental sounds? Click on the link below to play this listening game.</p> <p>http://www.literactive.com/Download/live.asp?swf=story_files/ListenAndMatchUS.swf</p>	<p>Mark Making</p>  <p>Use a tray and fill it with salt or rice. Encourage your child to practice writing their name and their pre writing patterns.</p>	<p>Opposites</p>  <p>Click on the link below to hear the story about opposites by Lynley Dodd.</p> <p>https://www.youtube.com/watch?v=eTOMQFhKITc</p>	<p>Opposites</p>  <p>Sing and dance to this Opposites song.</p> <p>https://www.youtube.com/watch?v=HKeV6QtTVM</p>	<p>Nursery Rhymes</p> <p>The Mulberry Bush</p> <p>Hey Diddle Diddle</p> <p>Sing, dance and learn the words to these Nursery Rhymes with your family.</p> <p>The sheet can be found on the parent support page.</p>

<p style="text-align: center;">Maths</p> <p style="text-align: center;">Teachers will be tweeting to support the activities so keep an eye on our Twitter feed on the website or follow us on Twitter - @ListerInfants</p>	<p style="text-align: center;">Numbers</p> <p>Make number cards 1-10. Shuffle the cards, pick one and clip the correct number of pegs onto the card.</p> 	<p style="text-align: center;">Shape</p> <p>Collect a few interesting and familiar objects from around the home and wrap them in a sheet of tin foil.</p> <p>Emphasise the shape of each object and give some clues to solve what is inside the tin foil.</p> 	<p style="text-align: center;">Measurement Height</p> <p>What does height mean? The measured distance from the bottom of something to the top. When we talk about height we also talk about how tall or short something is.</p> <p>Time to explore..</p> <p>Talk about your height and the height of the other people in your house?</p> <p>Who is the tallest in your house? Who is the shortest?</p> 	<p style="text-align: center;">Measurement Height</p> <p>Can you put 3 of your favourite toys in height order?</p> <p>You could start tallest to smallest or smallest to tallest</p> <p>Which toy is the tallest? Which toy is the shortest?</p> 	<p style="text-align: center;">Number Formation</p> <p style="text-align: center;">Number 0 and 1</p> <p>Practise writing the numbers below saying the rhyme as you write 0 and 1.</p> <p>This could be done using rice, salt or water.</p>  
--	---	---	---	---	---

Further details of our curriculum can be found on the school website <https://listerinfants.org.uk/curriculum/>

