












	Monday	Tuesday	Wednesday	Thursday	Friday
<p>Literacy</p> <p>Teachers will be tweeting to support the activities so keep an eye on our Twitter feed on the website or follow us on Twitter - @ListerInfants.</p> <p>Mark of the Week Pre Writing Skills</p> <p>Encourage your child to practise the marks in fun and messy ways! The sheet can be found on the parent support page with ideas.</p>	<p>Speaking and Listening</p> <p>Play Simon Says. Listen to the instruction but only do it if you hear "Simon says..."</p>  <p>https://www.youtube.com/watch?v=90GBmRLMtfM</p>	<p>Writing</p> <p>Keep practising your name writing and recognising the letters that make your name. Work hard on your letter formation and holding your pencil correctly.</p>  <p>To help develop upper arm strength attach a pen to a stick and try to write your name and your pre-writing patterns.</p>	<p>Guess What happens Next.</p>  <p>When you share a story book together ask your child some questions, such as "What do you think will happen next?" or "How do you think she/he is feeling now?"</p>	<p>Voice Sounds</p>  <p>Trumpets</p> <p>Make amplifiers (trumpet shapes) from simple cones of paper or lightweight card and experiment by making different noises through the cones. Model sounds for your child: the up and down wail of a siren, the honk of a fog horn, a peep, peep, peep of a bird. Contrast loud and soft sounds. Use the trumpet to sound out the phonemes in your child's name.</p>	<p>Nursery Rhymes</p> <p>Rock A Bye Baby</p> <p>Hush Little Baby</p> <p>Sing, dance and learn the words to these Nursery Rhymes with your family.</p> <p>The sheet can be found on the parent support page.</p>  

Maths	Number	More or less?	Pattern	Counting	Number Formation
<p>Teachers will be tweeting to support the activities so keep an eye on our Twitter feed on the website or follow us on Twitter - @ListerInfants</p>	<p>Play a game of roll it, count it and write it. If you don't have a dice don't worry- make number cards and you can count out toys or pasta</p> 	<p>Compare numbers of ladybirds on the flashcards. (choose as many as you wish)</p> <p>Use the following vocabulary: More/less/most/fewer</p>  <p>The flashcards can be found on the parent support page.</p>	<p>Click the link below to read a funny story about patterns.</p> <p>Talk about the patterns you can see. Can you spot...stripes? Spots?</p> <p>Can you draw patterns with different coloured stripes and spots?</p> <p>https://www.youtube.com/watch?v=3mP4ZHtutAM</p>	<p>Fish for objects in a bowl of water using a sieve. How many can you collect in a minute? Ask a grown up to time you!</p> 	<p>Number 4 and 5</p> <p>Practise writing the numbers below saying the rhyme as you write 4 and 5.</p> <p>This could be done using rice, salt or water.</p>  

Further details of our curriculum can be found on the school website <https://listerinfants.org.uk/curriculum/>