


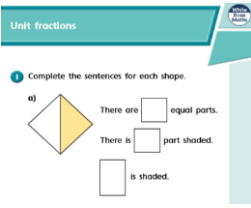
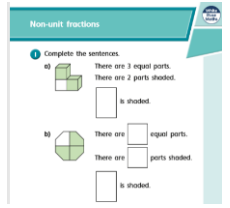





	Monday	Tuesday	Wednesday	Thursday	Friday
<p align="center"><b>English</b></p> <p>Teachers will be tweeting to support the activities so keep an eye on our Twitter feed on the website or follow us on Twitter - @ListerInfants</p>	<p align="center"><b>Seaside in the Past Postcard</b></p> <p>Watch the Magic Grandad clip on YouTube about seaside holidays in the past.</p>  <p><a href="https://www.youtube.com/watch?v=zWgnpY4L9so">https://www.youtube.com/watch?v=zWgnpY4L9so</a></p> <p>Write a postcard See the example on the parent support page for guidance.</p>	<p align="center"><b>Phonics Play</b></p> <p align="center"><i>Alternative pronunciations practise.</i></p>  <p align="center">Login with</p> <p align="center"><b>Username- march20</b></p> <p align="center"><b>Password- home</b></p>	<p align="center"><b>Seaside Pollution Response</b></p> <p><a href="https://www.youtube.com/watch?v=xFPoIU5iiYQ">https://www.youtube.com/watch?v=xFPoIU5iiYQ</a></p> <p>Watch the You Tube clip about pollution in our seas! Can you make a poster for people going to the beach to make sure that they don't litter and plastic doesn't get into our seas or oceans?</p> <p>Can you add a striking reason why we should not litter?</p> <p>See the example on the parent support page for guidance.</p>	<p align="center"><b>Past tense</b></p> <p align="center"><i>Practise the rules when changing words to the past tense.</i></p>  <p>Challenge – can you make a list of words where you change y to I and add ed?</p>	<p align="center"><b>Spelling</b></p> <p>Can you look at the spelling list on the parent support page and put each word into a sentence?</p> <p align="center">E.g. before</p> <p align="center"><b>Before people wore swimming costumes to the beach. They walked on the sand in their best clothing or bathing suits to their knees.</b></p>
<p align="center"><b>Maths</b></p> <p>The daily Maths videos can be found using the following link:</p> <p><a href="https://whitrosemaths.com/homelearning/year-2/">https://whitrosemaths.com/homelearning/year-2/</a></p> <p>Click Summer Term, Week 7 on the pink tab</p> <p>Each lesson contains a video, and activity sheets which can be found on our school website to complete and the answers.</p>	<p align="center"><b>Lesson 1 – Unit Fractions</b></p> 	<p align="center"><b>Lesson 2 – Non Unit Fractions</b></p> 	<p align="center"><b>Lesson 3 – Finding Half</b></p> 	<p align="center"><b>Lesson 4 – Finding a quarter</b></p> 	<p align="center"><b>Lesson 5 – Maths Challenge</b></p> <p><b>Challenge 1</b> Sai has 20 beads. She uses some beads to make these two necklaces.</p>  <p>How many beads does she have left?</p>

Please remember to make use of the online resources below.

Children's logins can be located on their reading folder. The children have the same logins for all online resources.



<https://www.purplemash.com/sch/listerinf>

This supports the whole curriculum

<https://www.activelearnprimary.co.uk>

This supports children's reading

<https://ttrockstars.com/>

This supports children's times tables.

Further details of our curriculum can be found on the school website <https://listerinfants.org.uk/curriculum/>