
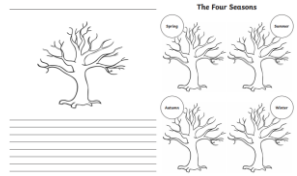



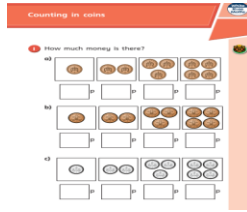



	Monday	Tuesday	Wednesday	Thursday	Friday
<p>English</p> <p>Teachers will be tweeting to support the activities so keep an eye on our Twitter feed on the website or follow us on Twitter @ListerInfants</p>	<p>News</p> <p>Can you recount your weekend news?</p> <p>Remember to use First, Next, Then, After that and Finally. Each sentence needs to begin with a capital letter and end in a full stop.</p> <p>Challenge! To include 'and' in your sentences.</p>	<p>Phonics Play</p> <p>https://new.phonicsplay.co.uk/resources/phase/2/buried-treasure</p> <p>Use the link above to practise reading split diagraphs. (a_e, i_e, e_e, u_e) <u>phase 5</u>. There are lots of different games to play. Please revise all phase 4 tricky words. Practice phonics every day!</p> 	<p>Seasonal Change</p> <p>What is your favourite season?</p> <p>Watch the clip below to help you decide.</p> <p>https://www.youtube.com/watch?v=VYpGBtR8Lbs</p> <p>Use the template in parent support to write about your favourite season. Try and give 2 reasons why. There is also a word mat there to help you.</p>	<p>A year in the life of a tree.</p> <p>Find out how an oak tree changes in each season.</p> <p>https://www.youtube.com/watch?v=CNTvKPVM2a4</p> <p>Choose your task:</p> <ul style="list-style-type: none"> Write about how an oak tree changes in each season. Challenge! Add in as many adjectives as you can. Write adjectives around each tree to describe how it changes in each season. 	<p>Spelling</p> <p>Can you look at the spelling list on the parent support page and put each word into a sentence?</p> <p>E.g. water</p> <p>I was extremely thirsty so my mum brought me a cold glass of water.</p>
<p>Maths</p> <p>The daily Maths challenges can be found in parent support.</p> <p>Each lesson contains a video, and an activity sheet to complete.</p>	<p>Lesson 1 – ordering numbers</p> 	<p>Lesson 2 – recognising coins</p> 	<p>Lesson 3 – recognising notes</p> 	<p>Lesson 4 – counting coins</p> 	<p>Lesson 5</p> <p>https://www.bbc.co.uk/bitesize/tags/zjpqqp3/year-1-and-p2-lessons/1</p> 

Please remember to make use of the online resources below.

Children's logins can be located on their reading folder. The children have the same logins for all online resources.



<https://www.purplemash.com/sch/listerinf>

This supports the whole curriculum

<https://www.activelearnprimary.co.uk>

This supports children's reading

<https://ttrockstars.com/>

This supports children's times tables.