






	Monday	Tuesday	Wednesday	Thursday	Friday
<p>Literacy</p> <p>Teachers will be tweeting to support the activities so keep an eye on our Twitter feed on the website or follow us on Twitter - @ListerInfants.</p> <p>Mark of the Week Pre Writing Skills</p> <p>Encourage your child to practise the marks in fun and messy ways! The sheet can be found on the parent support page with ideas.</p>	<p>Speaking and Listening</p> <p>Help your child begin to match pictures with beginning sounds e.g. p- parrot</p> <p>http://www.literactive.com/Download/live.asp?swf=story_files/ase1_US.swf</p> 	<p>Writing</p> <p>Keep practising your name writing and recognising the letters that make your name. Work hard on your letter formation and holding your pencil correctly.</p> <p>Draw a picture of your family. You might want to include your Nans and Grandads and your Aunties, Uncles and Cousins. Use different colours to show each of their hair and eye colour then label them- who's-who?</p> 	<p>Odd One out</p> <p>Look at the different objects in each set- Name each one and talk about which one is the odd one out and why.</p> <p>Which one is not a fruit? An animal? A number? A vegetable?</p>  <p>The sheet can be found on the parent support page.</p>	<p>Easy Peasy</p> <p>Log in to 'Easy Peasy' and open 'Week 36- Category Clap'</p> <p>Watch the example video and follow the instructions on how to play the game. The aim of the game is to listen very carefully!</p> 	<p>Nursery Rhymes</p> <p>Miss Polly</p> <p>Hickory Dickory Dock</p> <p>Sing, dance and learn the words to these Nursery Rhymes with your family.</p> <p>The sheet can be found on the parent support page.</p> 

Maths

Teachers will be tweeting to support the activities so keep an eye on our Twitter feed on the website or follow us on Twitter - @ListerInfants

Number Song



<https://www.youtube.com/watch?v=DR-cfDsHCGA&vl=en>

Click on the link to sing along to this fun number song.

Fill the Cup



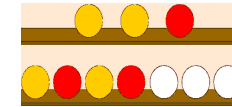
Play Fill the Cup. Take turns to roll a dice. Whatever number you have rolled put that number of objects into your cup eg cubes or lego. The first to fill up their cup is the winner.

Physical Maths Sticky Notes



Write the numbers 1 to 10 on large pieces of paper and the same on post it notes. Put the large numbers in a circle with the post it notes in the centre of the circle. Then find the number on the sticky note and match it to the same number on the large sheet.

Finish the Patterns





<http://resources.hwb.wales.gov.uk/VTC/simple-patterns/eng/Introduction/MainSession.htm>

Click the link and look at the patterns and see if you can complete them.

Number Formation Number 2 and 3

Practise writing the numbers below saying the rhyme as you write 2 and 3.

This could be done using rice, salt or water.



Further details of our curriculum can be found on the school website <https://listerinfants.org.uk/curriculum/>

