






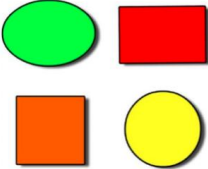




	Monday	Tuesday	Wednesday	Thursday	Friday
<p><b>Literacy</b></p> <p>Teachers will be tweeting to support the activities so keep an eye on our Twitter feed on the website or follow us on Twitter - @ListerInfants</p> <p><b>Mark of the Week</b> Pre Writing Skills</p> <p>Encourage your child to practise the marks in fun and messy ways! The sheet can be found on the parent support page with ideas</p>	<p><b><u>Speaking and Listening</u></b></p>  <p><a href="https://www.phonicsbloom.com/uk/game/whats-behind-the-door?phase=1">https://www.phonicsbloom.com/uk/game/whats-behind-the-door?phase=1</a></p> <p>Click on the link above to play "What's Behind the Door." Click on the loudspeaker and find out which animal is behind the door.</p>	<p><b><u>Dough Disco</u></b></p>  <p><a href="https://www.youtube.com/watch?v=DrBsNhwzgc">https://www.youtube.com/watch?v=DrBsNhwzgc</a></p> <p>Click on the link above and take your fingers to the dancefloor for Dough Disco. You can find the instructions on how to make playdough on our parent support page.</p> <p>Dough disco will help to strengthen your child's fingers for writing.</p> <p>Also, continue to use your cut up letters to build your name and keep on practising writing your name in different ways, for example, using paintbrushes and water, chalk or a tray of flour?</p>	<p><b><u>Tip tap chin, story time is in!</u></b></p>  <p><a href="https://www.youtube.com/watch?v=xftLYUow1z0">https://www.youtube.com/watch?v=xftLYUow1z0</a></p> <p>This week we have another lovely story called <b>Topsy and Tim at the Farm.</b></p> <p>Discuss what happened in the story and which part you liked the most.</p>	<p><b><u>Spot the Difference Game</u></b></p>  <p>This game has a range of benefits including developing memory and concentration.</p> <p>Ask your child to close his or her eyes. Rearrange something about yourself. For example, take off/put on your glasses or take off one earring or even rearrange a lock of your hair. Ask your child to open his or her eyes and figure out what has changed. You can even put a time to it. Alternatively, ask your child to leave the room, rearrange items in the room and ask him/her to figure out the difference.</p> <p>If you would like to play Spot the Difference with The Furchester Hotel characters then click on this link and find out if you are a super spotter!</p> <p><a href="https://www.bbc.co.uk/cbeebies/puzzles/the-furchester-hotel-spot-the-difference">https://www.bbc.co.uk/cbeebies/puzzles/the-furchester-hotel-spot-the-difference</a></p>	<p><b><u>Nursery Rhymes</u></b></p> <p>This week's nursery rhyme is called <b>Old MacDonald had a Farm</b></p>  <p><a href="https://www.bbc.co.uk/teach/school-radio/nursery-rhymes-old-macdonald-had-a-farm/zn9vnbk">https://www.bbc.co.uk/teach/school-radio/nursery-rhymes-old-macdonald-had-a-farm/zn9vnbk</a></p> <p>The sheet for this nursery rhyme can be found on the parent support page.</p> <p>Sing, dance and learn the words to these Nursery Rhymes with your family.</p> <p>Also, continue to sing the rhymes you have learnt so far. They are <b>The Wheels on the Bus, Baa Baa Black Sheep and Mary had a Little Lamb.</b></p>

<p style="text-align: center;"><b>Maths</b></p> <p>Teachers will be tweeting to support the activities so keep an eye on our Twitter feed on the website or follow us on Twitter - @ListerInfants</p>	<p style="text-align: center;"><b>Number Fun</b></p>  <p style="text-align: center;"><b>Scoop and count!</b></p> <p>Fill a large bowl with water (optional-add food colouring). Roll a dice, identify the number- then scoop and pour that many scoops of water into the cup. Continue until the cup is full.</p>	<p style="text-align: center;"><b>Number Rhyme</b></p>  <p>Collect 5 toys from around your house e.g. 5 superheroes/teddy bears/dolls</p> <p style="text-align: center;">Sing along to <b>'5 in the bed'</b> Removing an object at the end of each verse</p> <p>The sheet can be found on the parent support page</p>	<p style="text-align: center;"><b>Shape</b></p>  <p style="text-align: center;"><b>We're going on a shape hunt!</b></p> <p>Take a walk around your house or outdoors- how many different shapes can you find? Can you record what shape you find?</p>	<p style="text-align: center;"><b>Spring Walk</b></p>  <p>If you are going for a walk for your daily exercise</p> <p>see if you can find the following objects which are also signs of Spring...</p> <p style="text-align: center;"><b>1 bee</b> <b>2 bird's nests</b> <b>3 blossom trees</b> <b>4 daffodils</b> <b>5 birds</b></p>	<p style="text-align: center;"><b>Capacity</b></p>  <p>Have some fun at bath time!</p> <p>Can you use water and a jug to fill cups- full / half empty and empty?</p> <p>A picture sheet can be found on the parent support page</p>
---	--	--	--	--	--

Further details of our curriculum can be found on the school website <https://listerinfants.org.uk/curriculum/>