
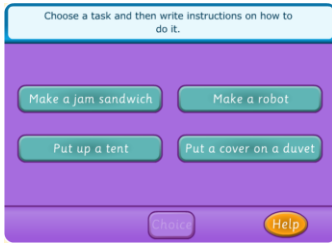

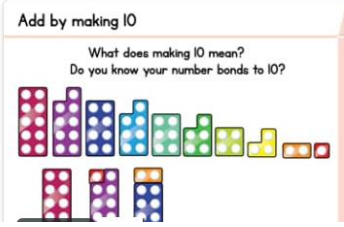
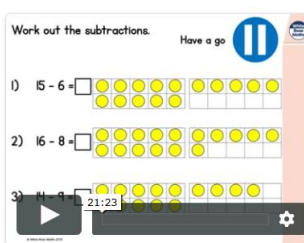




	Monday	Tuesday	Wednesday	Thursday	Friday									
<p><b>English</b></p> <p>Teachers will be tweeting to support the activities so keep an eye on our Twitter feed on the website or follow us on Twitter - @ListerInfants</p>	<p><b>News</b></p> <p>Read my news on the parent support page. Can you recount your weekend news? Remember to use ...</p> <ul style="list-style-type: none"> <li>First, Next, Then, After that and Finally.</li> <li>Add detail eg <b>adjectives</b></li> <li>Extend simple sentences using 'and' e.g I made some <b>delicious</b> biscuits <b>and</b> we ate them all!</li> <li><b>Challenge!</b> Can you use the suffix er/est</li> </ul>	<p><b>Phonics Play</b></p> <p><a href="https://new.phonicsplay.co.uk/resources/phase/2/buried-treasure">https://new.phonicsplay.co.uk/resources/phase/2/buried-treasure</a></p>  <p>Use the link above to revise all phase 5 phonemes</p> <p>Please revise all phase 4 tricky words.</p> <p>Practice phonics every day!</p>	<p><b>Instructions</b></p> <p>First see the power point 'instructions' on the parents support page on Listers Web.</p> <p>Next, enjoy this online game; <a href="https://funenglishgames.com/writinggames/instructions.html">https://funenglishgames.com/writinggames/instructions.html</a></p> 	<p><b>Instructions</b></p> <p>Use the pictures to play charades. Act out the picture and guess what the verb is</p>  <p>Next, see the power point 'imperative verbs' to write some bossy instruction sentences.</p>	<p><b>Spelling</b></p> <p>Can you look at the spelling list on the parent support page and put each word into a sentence?</p> <table border="1"> <thead> <tr> <th>Word to be learned</th> </tr> </thead> <tbody> <tr><td>of</td></tr> <tr><td>she</td></tr> <tr><td>we</td></tr> <tr><td>so</td></tr> <tr><td>go</td></tr> <tr><td>is</td></tr> <tr><td>were</td></tr> <tr><td>where</td></tr> </tbody> </table> <p>When you read a spelling word, it is useful to put it into a sentence so you child will know which spelling pattern to use.</p>	Word to be learned	of	she	we	so	go	is	were	where
Word to be learned														
of														
she														
we														
so														
go														
is														
were														
where														
<p><b>Maths</b></p> <p>The daily Maths challenges can be found using the following link: <a href="https://whiterosemaths.com/homelearning/year-1/">https://whiterosemaths.com/homelearning/year-1/</a></p> <p>Each lesson contains a video, an activity sheet to complete and the answers.</p>	<p>Summer Term - Week 4 (w/c 11th May)</p> <p><b>Lesson 1 - Add by making 10</b></p> 	<p><b>Lesson 2 - Subtract within 20</b></p> 	<p><b>National Numeracy Day</b></p> <p>Real Maths!</p> <p>Make a list of all the maths you have used today!</p> <p>Have fun!</p>	<p><b>Lesson 3 - Add and subtract</b></p> 	<p><b>Lesson 4 - Compare number sentences</b></p> 									

Please remember to make use of the online resources below.

Children's logins can be located on their reading folder. The children have the same logins for all online resources.



<https://www.purplemash.com/sch/listerinf>

This supports the whole curriculum

<https://www.activelearnprimary.co.uk>

This supports children's reading

<https://trockstars.com/>

This supports children's times tables.

Further details of our curriculum can be found on the school website <https://listerinfants.org.uk/curriculum/>