


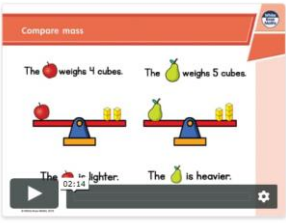


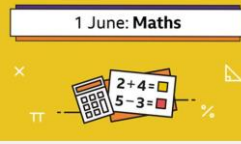


	Monday	Tuesday	Wednesday	Thursday	Friday
<p>English</p> <p>Teachers will be tweeting to support the activities so keep an eye on our Twitter feed on the website or follow us on Twitter - @ListerInfants</p>	<p>News</p> <p>This half term our topic title is ‘Splendid Skies’</p> <ol style="list-style-type: none"> Can you list what this topic might be about? What does ‘splendid’ mean? Can you find the word ‘splendid’ in a dictionary? Can you write an extended sentence using the word ‘splendid’? <p>Remember to...</p> <ul style="list-style-type: none"> Use capital letters Full stops or question marks Adjectives ‘and’ to join simple sentences. 	<p>Phonics Play</p> <p>https://new.phonicsplay.co.uk/resources/phase/2/buried-treasure</p>  <p>Use the link above to play the plural game. Focus on ‘s’ and ‘es’</p> <p>Please revise the Year One phonemes and the tricky words.</p> <p>Practise phonics every day!</p>	<p>Poetry</p> <p>First watch this link about Poetry is about.</p>  <p>https://youtu.be/JmkgAWAGtbE</p> <p>Next answer the questions about the clip you’ve just watched.</p> <p>Challenge! Can you write your own alliterative poem using the first initial of your name? Eg Peter pulled peppers from a purple punnet!</p>	<p>Poetry</p> <p>First enjoy the poem on the link below... https://youtu.be/wIrvCQ97wTU</p> <p>Next answer the questions about the poem you watched.</p> <p>Challenge! What other things might you see in the sky?</p>	<p>Spelling</p> <p>Can you look at the spelling list on the parent support page and put each word into a sentence?</p> <p>When you read a spelling word, it is useful to put it into a sentence so you child will know which spelling pattern to use.</p>
<p>Maths</p> <p>The daily Maths challenges can be found using the following link: https://whiterosemaths.com/homelearning/year-1/</p> <p>Each lesson contains a video, an activity sheet to complete and the answers.</p>	<p>Lesson 1 - Measure mass</p>  <p>Please refer to worksheets on Lister Infants School Web Lesson 1</p>	<p>Lesson 2 - Compare mass</p>  <p>Please refer to worksheets on Lister Infants School Web Lesson 2</p>	<p>Lesson 3 - Introduce capacity and volume</p>  <p>Please refer to worksheets on Lister Infants School Web Lesson 3</p>	<p>Lesson 4 - Measure capacity</p>  <p>Please refer to worksheets on Lister Infants School Web Lesson 4</p>	<p>Bitesize</p> <p>https://www.bbc.co.uk/bitesize/tags/zjpqqp3/year-1-and-p2-lessons/1</p> <p>1 June: Maths</p>  <p>Measuring mass 1 June - Learn how to measure mass and weight with non-standard units.</p>

Please remember to make use of the online resources below.

Children's logins can be located on their reading folder. The children have the same logins for all online resources.



<https://www.purplemash.com/sch/listerinf>

This supports the whole curriculum

<https://www.activelearnprimary.co.uk>

This supports children's reading

<https://trockstars.com/>

This supports children's times tables.

Further details of our curriculum can be found on the school website <https://listerinfants.org.uk/curriculum/>