












	Monday	Tuesday	Wednesday	Thursday	Friday
<p>Literacy</p> <p>Teachers will be tweeting to support the activities so keep an eye on our Twitter feed on the website or follow us on Twitter - @ListerInfants</p> <p>Mark of the Week Pre Writing Skills</p> <p>Encourage your child to practise the marks in fun and messy ways! The sheet can be found on the parent support page with ideas</p>	<p>Speaking and Listening</p> <p>http://www.literactive.com/Download/live.asp?swf=story_files/match_the_sounds_US.swf</p>  <p>Click on the link above to play "Match the Sounds." See if you can complete the jigsaw by listening to the sounds and match to the correct picture.</p>	<p>Name Practise</p>  <p>Continue to use your cut up letters to build your name and keep on practising writing your name in different ways e.g. paintbrushes and water, chalk or a tray of flour?</p> <p>Click on the link below to sing a song which will help to exercise your child's fingers for writing.</p>  <p>https://www.griffinot.com/supporting-pencil-grasp-development/crocodile-snap-childrens-song/</p>	<p>Tip tap chin, story time is in!</p>  <p>https://www.youtube.com/watch?v=TfL0g-XRxnA</p> <p>This week we have another lovely story by Eric Carle called The Very Busy Spider.</p> <p>Discuss what happened in the story and which part you liked the most.</p>	<p>The Magic Cups Game</p> <p>This game has a range of benefits including developing memory and concentration.</p>  <p>Place a small object under one of the cups such as a ball, figure or coin. Then move the cups around and your child has to watch them move and then show you which cup the item is under. Make this harder by adding more cups and move the cups quickly. Switch roles so that your child has a turn of moving the cups too.</p>	<p>Nursery Rhymes</p> <p>This week's nursery rhyme is called Mary Had a Little Lamb</p>  <p>The sheet for this nursery rhyme can be found on the parent support page.</p> <p>Sing, dance and learn the words to these Nursery Rhymes with your family.</p> <p>Also, continue with last week's nursery rhymes called The Wheels on the Bus and Baa Baa Black Sheep.</p>

<p style="text-align: center;">Maths</p> <p>Teachers will be tweeting to support the activities so keep an eye on our Twitter feed on the website or follow us on Twitter - @ListerInfants</p>	<p style="text-align: center;"><u>Home-made Playdough</u></p>  <p>This week can you make playdough using 2 colours. Follow the simple instructions to make playdough. Read very carefully and count the correct amount of ingredients you need</p> <p>The sheet can be found on the parent support page.</p>	<p style="text-align: center;"><u>Number Rhyme</u></p> <p style="text-align: center;"><u>Five Little Ducks</u></p>  <p style="text-align: center;">https://www.youtube.com/watch?v=tFoUuFq3vHw</p> <p>Sing along to the song. Can you use your fingers to show many ducks there are?</p> <p>Can you make five little ducks with your playdough?</p>	<p style="text-align: center;"><u>Number</u></p>  <p>Use your playdough to make the numerals from 1 to 5. Can you match each by making balls of playdough to go with each number?</p>	<p style="text-align: center;"><u>Pattern</u></p>  <p>Use you playdough to make a repeated pattern. Can you make your pattern differently , for example using pink, green, green and repeating it?</p>	<p style="text-align: center;"><u>Physical</u></p> <p style="text-align: center;"><u>Balloon Balancing</u></p>  <p>Try to balance a balloon on your head. Count how long you can keep it from touching the floor. Then try with your hands and feet. Make sure you have enough space to play this game.</p>
---	--	--	---	--	--

Further details of our curriculum can be found on the school website <https://listerinfants.org.uk/curriculum/>